



R 290 SERIES CLEANLIFE

Full DC Inverter Monoblock

HEAT PUMP

- The preferred heat pump solution for zero-carbon buildings
- Specially designed for smart energy-saving home



Bundesamt
für Wirtschaft und
Ausfuhrkontrolle

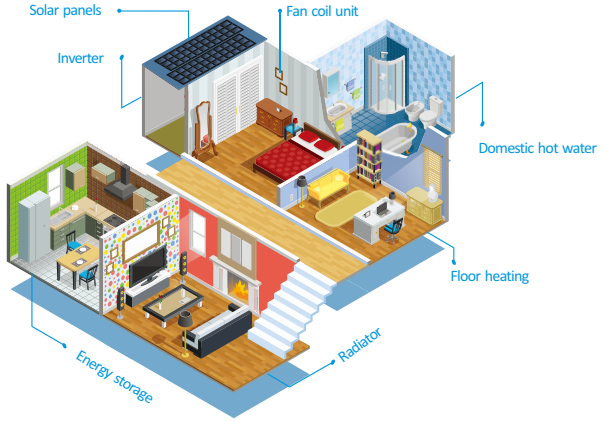


HEATING, COOLING AND DHW IN ONE SYSTEM

With SG-ready, Cleanlife HP can automatically switch states based on the power storage of PV equipment and the peak & valley power status of the grid, automatically select heating time under low tariff hours or use PV to save energy costs.

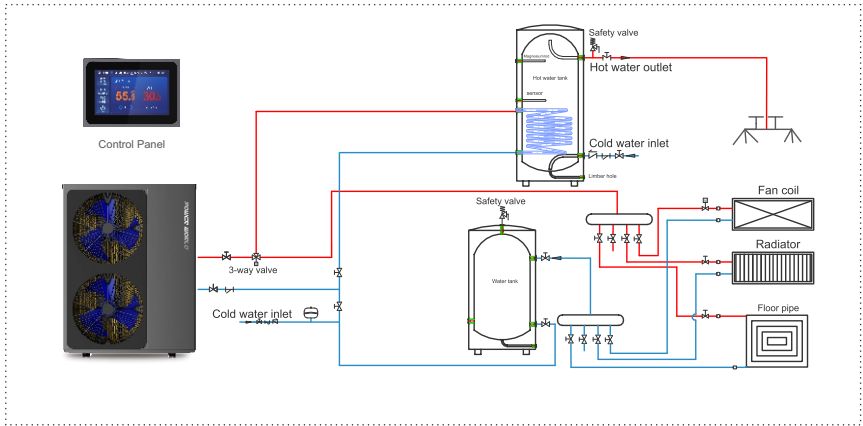
Zero Carbon

R290
GWP=3

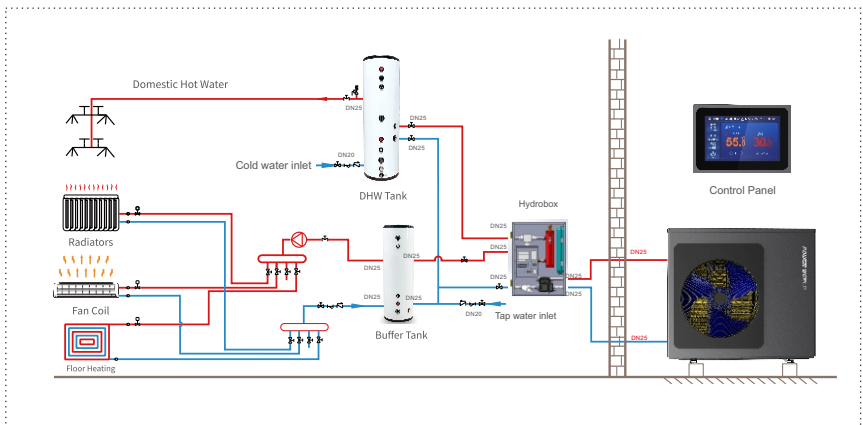


Heat Pump Solution Optional:

1. Outdoor unit with built-in water pump



2. Outdoor unit (No water pump) + hydro box unit



WORRY-FREE IN THE EXTREME COLD

Wide Working Ambient Temp Range -25°C~43°C



SG-Ready



PV-Ready



WIFI



Timer setting



IoT



Low Noise



Languages



Max SCOP



Intelligent defrost



Max water outlet



Sterilization Each 7 days



Cascade Max 8 unit

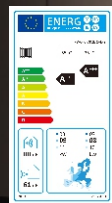


Real-time Energy monitoring



A+++ Top energy class

Heating Capacity
8.3KW~24KW
220V/1phase~380V/3phase



MULTIPLE POWERFUL NOISE REDUCTION MEASURES THE NOISE IS AS LOW AS 43dB



DC inverter brushless motor
Low noise, intelligent
variable speed control



Sound insulation sealing shell
(with soundproof cotton)

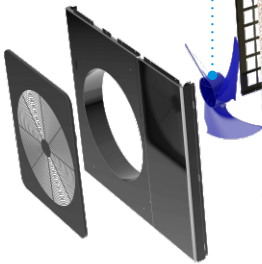
DC Inverter Water Pump
Stepless speed regulation, low
noise

Damping shock absorber


Shock absorbing board

Thickened chassis

Biomimetic fan
Large air volume, low noise



DC inverter compressor
Small vibration, low noise,
stepless frequency
conversion of power



PU corrugated sound-absorbing cotton
The inner wall of the unit is packed with silencer cotton on
the sheet metal, compressor, pipelines and other places.

THE MOST INTELLIGENT CONTROL SYSTEM

THE EASIEST OPERATION

It can be installed anywhere in the house. Users can set different water temp, operation modes, time setting, parameter query, smart grid, check the energy consumption curve, etc.



Built-in WIFI module, APP control











Smart energy consumption management

REAL-TIME MONITORING



Smart Silent Power Vacation Four Operating Modes



-  SG-Ready control
-  Timer setting
-  Parameters
-  Cascade control
-  Operating mode
-  15 languages
-  Water temp control
-  Fault reminder

SMART CONTROL, SMART HOME

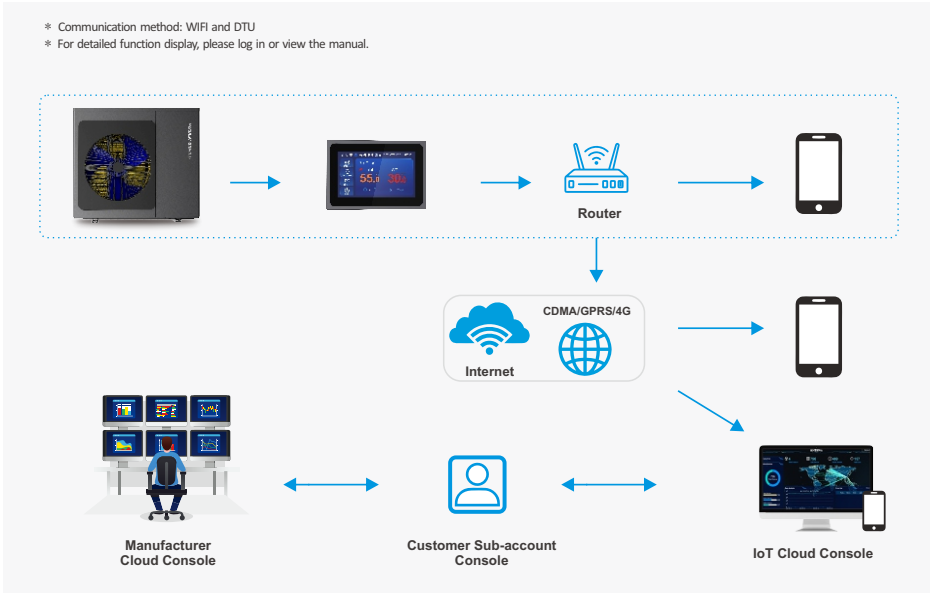
Smart Life/Tuya Smart App

WiFi remote control. Simple operation, easily check or control your heat pump from anywhere!



Smart IoT Cloud Control

Real-time monitoring, data operation and maintenance, saving time and costs for users, dealers, and manufacturers.



BIG DATA MANAGEMENT:
 Global device data collection, statistics, analysis and management.

EQUIPMENT MANAGEMENT
 Information statistics/operation status/parameter viewing and setting/fault diagnosis report/operation log, etc.

OTA UPGRADE
 Quickly fix code defects and remotely iteratively upgrade product mainboards.

CLEANLIFE SERIES HEAT PUMP

With a Built-in Circulating Water Pump




Model		PW030-DKZLRS-E/S	PW040-DKZLRS-E/S	PW050-DKZLRS-E/S	PW055-DKZLRS-E/S	PW060-DKZLRS-E/S	PW070-DKZLRS-E/S	PW040-DKZLRS-E	PW050-DKZLRS-E	PW060-DKZLRS-E	PW055-DKZLRS-E	PW070-DKZLRS-E
Heating Condition - Ambient Temp.(DB/WB)7/6°C,Water Temp.(In/Out):30/35°C												
Heating capacity range (kw)		3.3~8.3	4.5~11.4	5.9~14.8	7.2~18.2	8.8~22.0	9.6~24.0	4.5~11.4	5.9~14.8	8.8~22.0	7.2~18.2	9.6~24.0
Heating Power Input Range(kw)		0.64~2.18	0.85~2.95	1.13~3.83	1.38~4.65	1.68~5.77	1.83~6.30	0.85~2.95	1.13~3.83	1.68~5.77	1.38~4.65	1.83~6.30
COP range		3.81~5.17	3.86~5.29	3.86~5.22	3.91~5.22	3.81~5.24	3.81~5.24	3.86~5.29	3.86~5.22	3.81~5.24	3.91~5.22	3.81~5.24
DHW Condition-Ambient Temp.(DB/WB)7/6°C,Water Temp.(In/Out):15/55°C												
Heating Capacity Range (kW)		3.7~7.4	5.2~10.2	6.6~13.2	7.2~16.2	7.8~17.6	8.8~19.6	5.2~10.2	6.6~13.2	7.8~17.6	7.2~16.2	8.8~19.6
Heating Power Input Range(kW)		0.79~2.10	1.10~2.87	1.41~3.73	1.54~4.58	1.67~5.01	1.89~5.60	1.10~2.87	1.41~3.73	1.67~5.01	1.54~4.58	1.89~5.60
COP Range		3.52~4.69	3.55~4.71	3.54~4.67	3.54~4.67	3.51~4.66	3.50~4.66	3.55~4.71	3.54~4.67	3.51~4.66	3.54~4.67	3.50~4.66
Heated water output (L/H)		159	219	283	348	377	421	219	283	377	348	421
Cooling Condition - Ambient Temp.(DB/WB)35/24°C,Water Temp.(In/Out):12/7°C												
Cooling Capacity Range (kW)		2.4~5.8	3.3~8.2	4.3~10.8	5.6~14.1	6.2~15.3	6.9~17.0	3.3~8.2	4.3~10.8	6.2~15.3	5.6~14.1	6.9~17.0
Cooling Power Input Range(kW)		0.79~2.19	1.08~3.07	1.39~3.99	1.80~5.38	1.99~5.60	2.21~6.49	1.08~3.07	1.39~3.99	1.99~5.60	1.80~5.38	2.21~6.49
EER Range		2.65~3.04	2.67~3.06	2.71~3.10	2.62~3.11	2.73~3.12	2.62~3.12	2.67~3.06	2.71~3.10	2.73~3.12	2.62~3.11	2.62~3.12
Space Heating (According to EN14825:2022) Average Climate Water Outlet 55°C	Rated heat output (kW)	5.82	7.89	9.95	12.0	14.0	16.0	7.61	10.27	14.05	12.0	16.0
	ErP Level	A+++	A+++	A+++	A+++	A+++	A+++	A+++	A+++	A+++	A+++	A+++
Space Heating (According to EN14825:2022) Average Climate Water Outlet 55°C	Rated heat output (kW)	5.59	8.70	9.23	12.0	14.0	16.0	8.10	12.17	13.47	12.0	16.0
	ErP Level	A++	A++	A++	A++	A++	A++	A++	A++	A++	A++	A++
Power supply						230V/1Ph/50Hz/60Hz			380V/3Ph/50-60Hz			
Diameter of pipe (mm)		DN25	DN25	DN25	DN25	DN25	DN25	DN25	DN25	DN25	DN25	DN25
Max water head(m)		9	9	9	12	12	12	9	9	12	12	12
Net Weight (kg)		112	120	138	165	170	220	120	138	170	165	220
Body size(W*D*H) (mm)		1080×460×820	1080×460×960	1080×480×1060	1080×480×1060	1080×480×1372	1160×480×1580	1080×460×960	1080×480×1060	1080×480×1372	1080×480×1372	1160×480×1580
Operation Ambient Temp. (°C)		-25~43										
Operating water temperature (°C)		20~65(DHW)										
Operating water temperature (°C)		20~70(Heating)										
Operating water temperature (°C)		7~35(Cooling)										

Note:

The data above is for reference only, please refer to the nameplate on the unit if for more specific data.

CLEANLIFE SERIES HEAT PUMP

Without Circulating Water Pump



Model	PW030-DKZLRS-E/S	PW040-DKZLRS-E/S	PW050-DKZLRS-E/S	PW040-DKZLRS-E	PW050-DKZLRS-E	PW060-DKZLRS-E
Heating Condition - Ambient Temp.(DB/WB)7/6°C,Water Temp.(In/Out):30/35°C						
Heating capacity range (kw)	3.3~8.3	4.5~11.4	5.9~14.8	4.5~11.4	5.9~14.8	8.8~22.0
Heating Power Input Range(kw)	0.64~2.18	0.85~2.95	1.13~3.83	0.85~2.95	1.13~3.83	1.68~5.77
Cop range	3.81~5.17	3.86~5.29	3.86~5.22	3.86~5.29	3.86~5.22	3.81~5.24
DHW Condition-Ambient Temp.(DB/WB)7/6°C,Water Temp.(In/Out):15/55°C						
Heating Capacity Range (kW)	3.7~7.4	5.2~10.2	6.6~13.2	5.2~10.2	6.6~13.2	7.8~17.6
Heating Power Input Range(kw)	0.79~2.10	1.10~2.87	1.41~3.73	1.10~2.87	1.41~3.73	1.67~5.01
COP Range	3.52~4.69	3.55~4.71	3.54~4.67	3.55~4.71	3.54~4.67	3.51~4.66
Heated water output (L/H)	159	219	283	219	283	377
Cooling Condition - Ambient Temp.(DB/WB)35/24°C,Water Temp.(In/Out):12/7°C						
Cooling Capacity Range (kW)	2.4~5.8	3.3~8.2	4.3~10.8	3.3~8.2	4.3~10.8	6.2~15.3
Cooling Power Input Range(kw)	0.79~2.19	1.08~3.07	1.39~3.99	1.08~3.07	1.39~3.99	1.99~5.60
EER Range	2.65~3.04	2.67~3.06	2.71~3.10	2.67~3.06	2.71~3.10	2.73~3.12
ErP Level (35°C)	A+++	A+++	A+++	A+++	A+++	A+++
ErP Level (55°C)	A++	A++	A++	A++	A++	A++
Power supply	230V/1Ph/50Hz/60Hz			380V/3Ph/50-60Hz		
Diameter of pipe (mm)	DN25	DN25	DN25	DN25	DN25	DN25
Water Flow(m3/h)	1.43	1.96	2.55	1.96	2.55	3.78
Water Pressure Drop (max) kPa	30	35	40	35	40	45
Sound pressure level (dB(A))	44	43	45	43	44	45
Net Weight (kg)	110	118	135	118	135	168
Body size(W*D*H) (mm)	1080×460×820	1080×460×960	1080×480×1060	1080×460×960	1080×480×1060	1080×480×1372
IP Grade (Level of protection)	IPX4	IPX4	IPX4	IPX4	IPX4	IPX4
Anti-electric shock Rate	I	I	I	I	I	I
Refrigerant	R290/1.0kg	R290/1.1kg	R290/1.45kg	R290/1.1kg	R290/1.45kg	R290/1.4kg
Compressor Brand	HIGHLY	HIGHLY	HIGHLY	HIGHLY	HIGHLY	HIGHLY
Operation Ambient Temp. (°C)	-25~43					
Operating water temperature (°C)	20~65(DHW)					
Operating water temperature (°C)	20~70(Heating)					
Operating water temperature (°C)	7~35(Cooling)					

Note:

The data above is for reference only, please refer to the nameplate on the unit if for more specific data.

Hydro Box Parameter



Bundesamt
für Wirtschaft und
Ausfuhrkontrolle



Model	PW-03H/S	PW-03H	PW-05H/S	PW-05H
3-Way Valve	ACOL/DN25	ACOL/DN25	ACOL/DN25	ACOL/DN25
Filter	ACOL/DN25	ACOL/DN25	ACOL/DN25	ACOL/DN25
Electric Heater	3kW/220V	3kW/220V	3kW/220V	3kW/220V
DC Inverter Water Pump	Shimge/APM25-9-130	Shimge/APM25-9-130	Shimge/APF25-12-130	Shimge/APF25-12-130
Max water head(m)	9	9	12	12
Expansion Tank(L)	8L	8L	8L	8L
Diameter of pipe (mm)	DN25	DN25	DN25	DN25
Safety valve(MPa)	0.3	0.3	0.3	0.3
Leakage Switch(A)	Schneider/40A	Schneider/25A	Schneider/50A	Schneider/32A
Cabinet	Galvanized powder coated steel			
Package	Splint/Carton	Splint/Carton	Splint/Carton	Splint/Carton
Power Supply(V)	230V/1Ph/50-60Hz	380V/3Ph/50-60Hz	230V/1Ph/50-60Hz	380V/3Ph/50-60Hz
Net Weight(kg)	35	35	35	35
Gross Weight(kg)	38	38	38	38
Net Dimension(mm)	700*500*280	700*500*280	700*500*280	700*500*280
Packing Dimension (mm)	760*540*320	760*540*320	760*540*320	760*540*320
Applicable Models	PW030/PW040(Single phase)	PW030/PW040(Three-phase)	PW050/PW060(Single phase)	PW050/PW060(Three-phase)

Note:

The data above is for reference only, please refer to the nameplate on the unit if for more specific data.

POWER WORLD

Founded in 2004, stock code 870092

Power World Machinery Equipment Co., Ltd. is one of the largest air to water heat pump manufacturers and service providers in China, an innovative pioneer in the zero-carbon heat pump field, continuously honored with the top 10 leading brands in China. In the past 20 years, we have been focused on the R&D, production and sales of heat pumps, committed to providing high-quality heating and cooling solutions to users around the world.



Factory 01

Founded in 2004,
Area 30,000m²



Factory 02

Founded in 2022,
Area 20,000m²



Factory 03

Officially operational in 2024,
Area 140,000m²



Factory 04

Founded in 2022,
Area 6000m²
Sheet metal and Fin
heat exchanger production
base Annual output value
50 million CNY



500-1000
employees



400+
Patents



the Netherlands & Germany
European Center



Bundesamt
für Wirtschaft und
Ausfuhrkontrolle

Power World Machinery Equipment Co., Ltd.

Headquarters Add.: No.24, Fourth Industrial Zone, Houting Street, Shajing Town,
Baoan District, Shenzhen, China.

Factory Add.: No.32, Luxi 2nd Road, Liaobu Town, Dongguan, Guangdong, China.

Tel:+86-769-89979297

E-mail: info@powerworldhp.com

Global After-sales: technical@powerworld-e.com

Website: www.powerworldhp.com



All rights reserved. Specifications and information subject to change without notice.

The products described in this document are subject to continuous development and improvement.

All trademarks and service marks referred to herein, whether registered or not in specific countries, are the property of their respective owners.